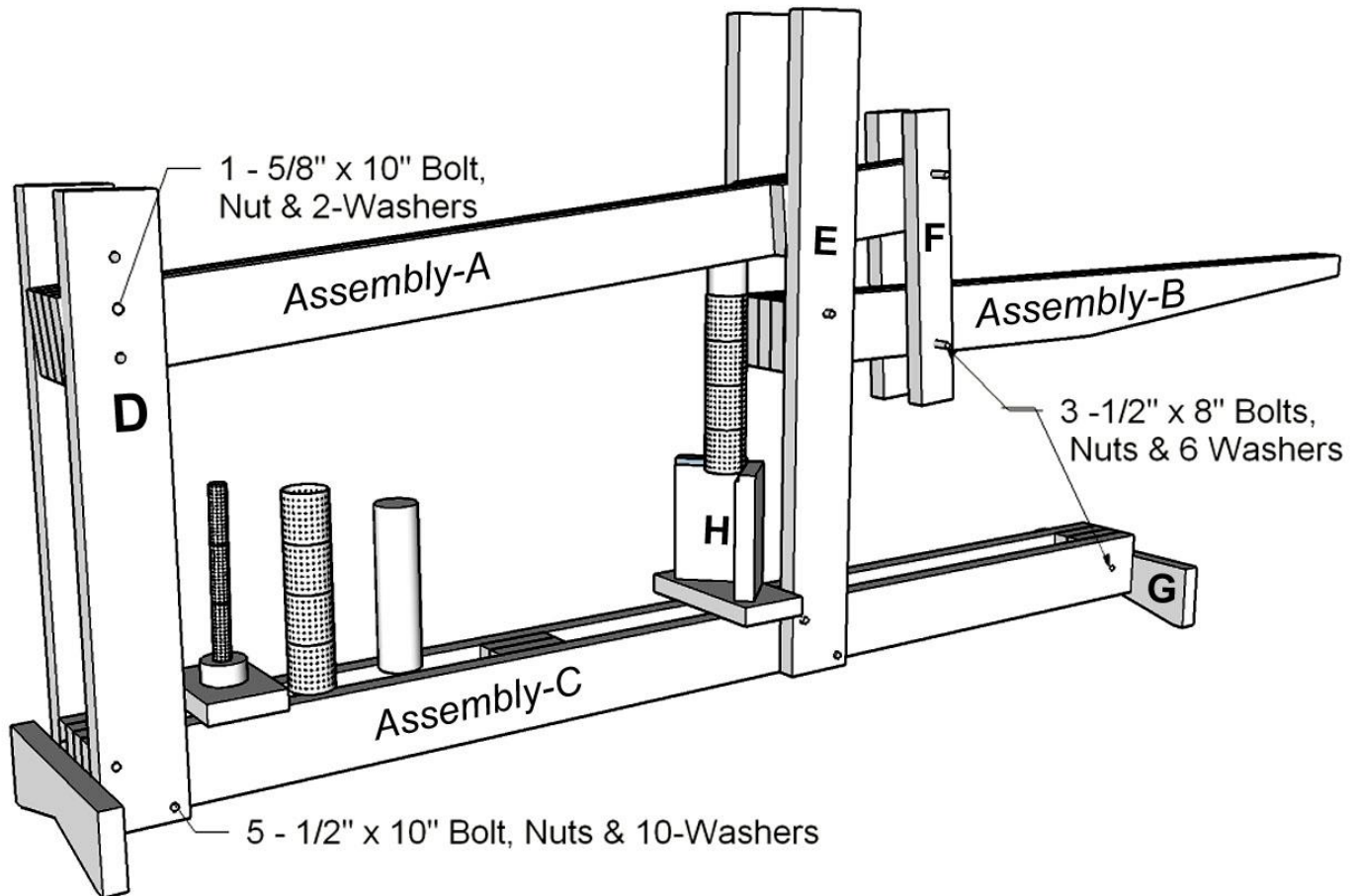


How To Build A Large Compound Lever Biomass Briquette Press

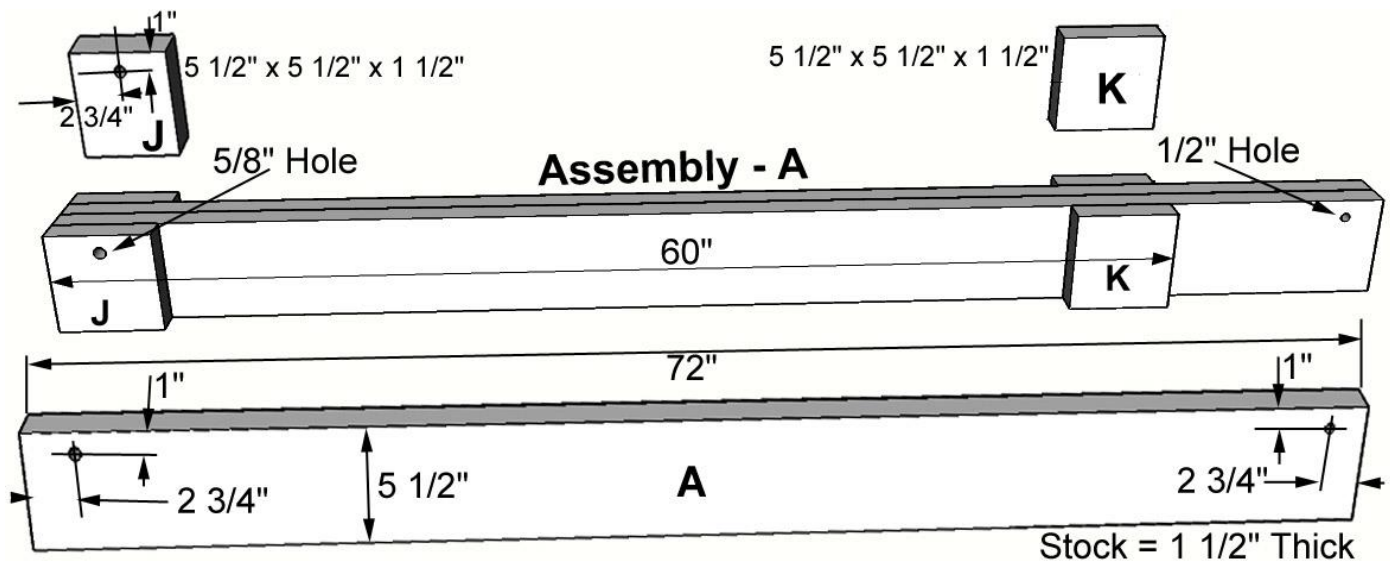
Drawings, Parts List and Notes

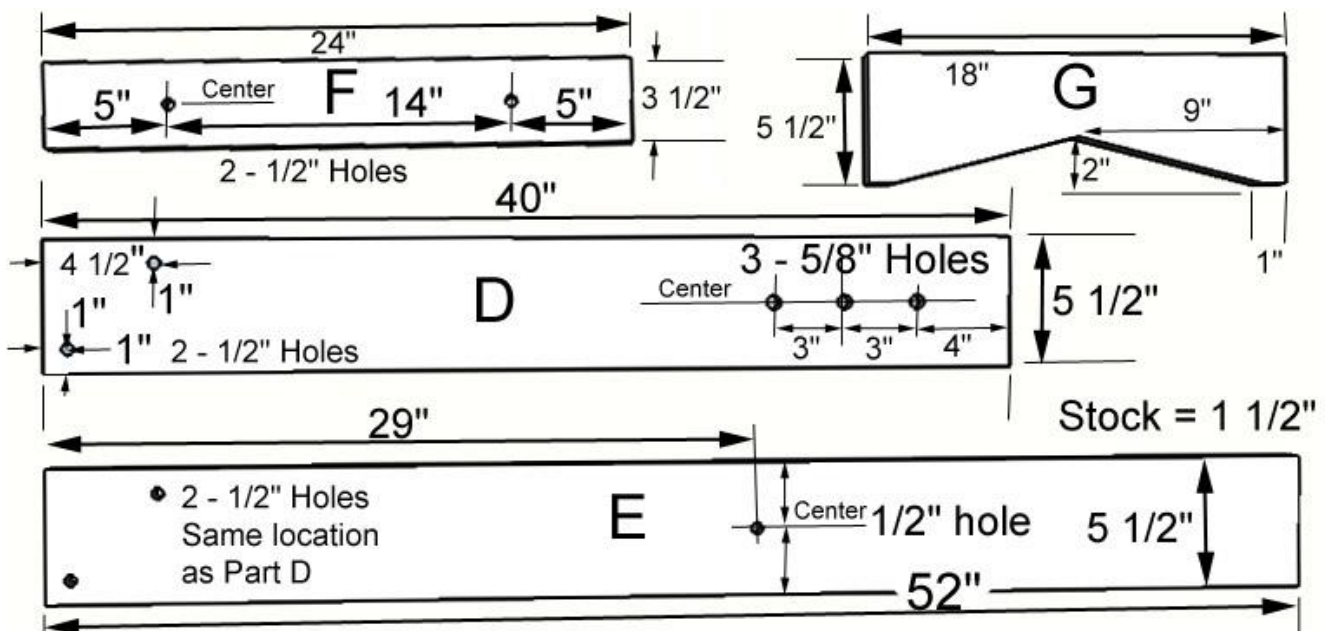
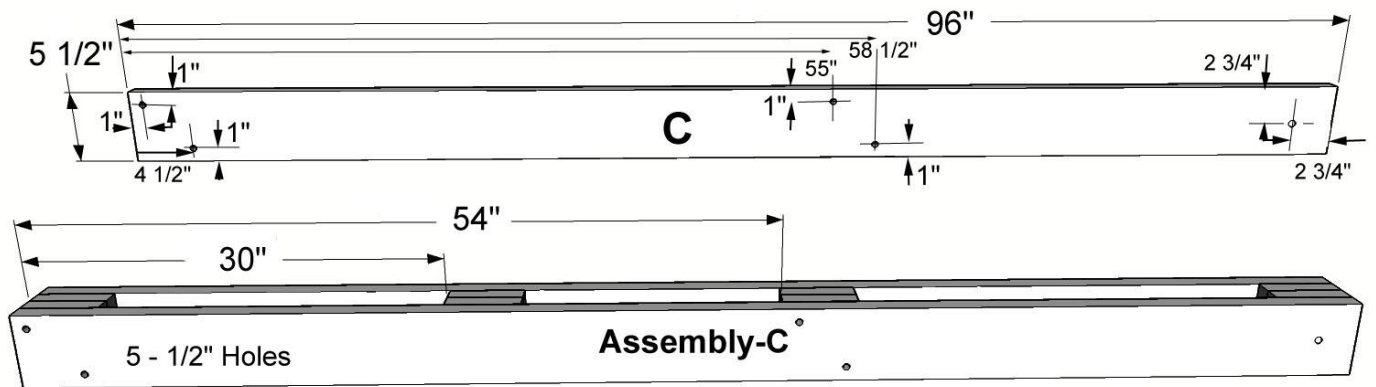
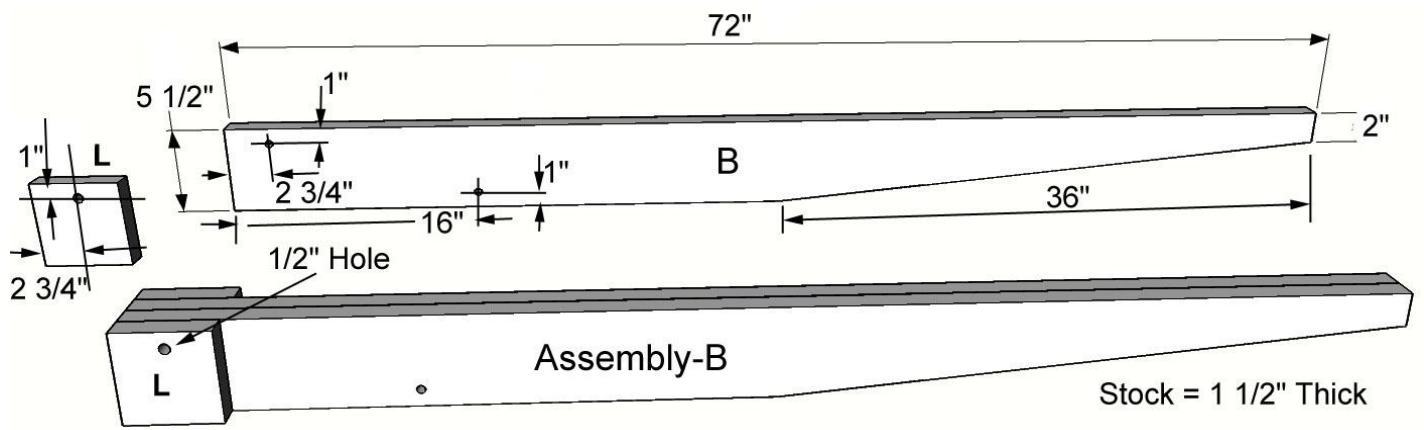


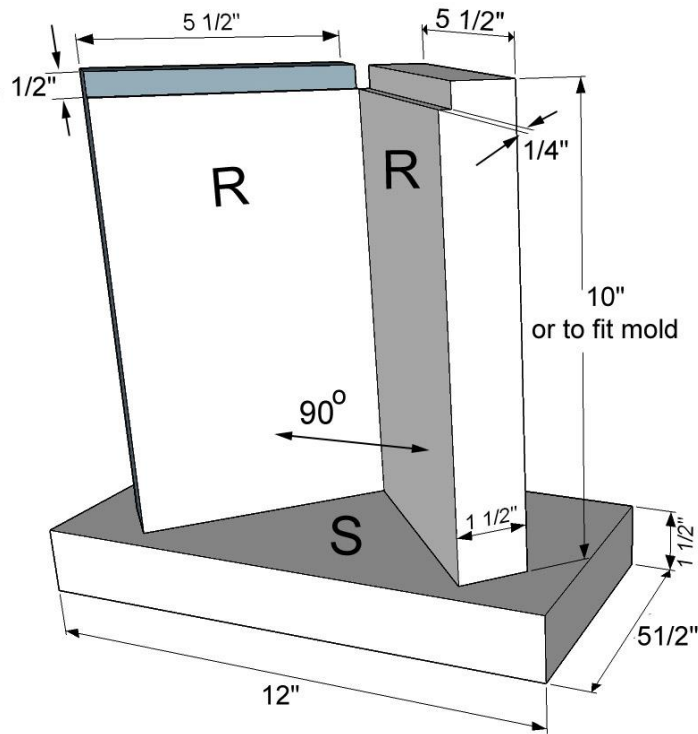
Notes:

1. The press is designed to accommodate a biomass mold height of 10" with either a 3" or 4" diameter. If you desire a height greater than 10", increase the length of parts D & E by the increased height of the desired mold, and retain the accurate location for the holes at the top of both Part A and Part B.
2. To minimize swelling of the mold plunger caused by the absorption of moisture, coat with oil, grease, lard or any similar water repelling substance.

PART	PCS	DESCRIPTION
Stock	10	1 1/2" X 5 1/2" X 96", See material cutout diagram on page 4.
Stock	1	Note: Parts J, K, L, M, N & P are marked as Z on the cutout diagram.
Stock	1	1 1/2" X 3 1/2" X 48",
A	2	1 1/2" X 5 1/2" X 72", One 5/8" hole and one 1/2" hole, see drawing for locations.
B	2	1 1/2" X 5 1/2" X 72", Two 1/2" holes, see drawing for locations.
C	2	1 1/2" X 5" X 96", Five 1/2" holes, see drawing for locations.
D	2	1 1/2" X 5 1/2" X 40", Two 1/2" holes. Three 5/8" holes, see drawing for locations.
E	2	1 1/2" X 5 1/2" X 52", Two 1/2" holes, see drawing for locations
F	2	1 1/2" X 3 1/2" X 24", Two 1/2" holes, 5" from each end, centered side to side
G	2	1 1/2" X 5 1/2" X 18" to 24", see drawing for cutout.
H	1	Briquette removal jig, see part R & S for building, adjust height to fit mold.
J(Z)	2	1 1/2" X 5 1/2" X 5 1/2", One 5/8" hole, 1" from top, centered side to side.
K(Z)	2	1 1/2" X 5 1/2" X 5 1/2"
L(Z)	2	1 1/2" X 5 1/2" X 5 1/2", One 1/2" hole, 1" from top, centered side to side.
M(Z)	4	1 1/2" X 5 1/2" X 5 1/2", Two 1/2" holes on the diagonal, 1" from each side
N(Z)	2	1 1/2" X 5 1/2" X 5 1/2"
P(Z)	2	1 1/2" X 5 1/2" X 5 1/2", One 1/2" hole centered side to side & top to bottom.
R	2	1 1/2" X 5 1/2" X 10", adjust height to function properly with the mold and press. Top lip, 1/2" high and 1/4" wide
S	1	1 1/2" X 5 1/2" X 12"
Bolt	1	5/8" x 10" Machine Bolt/Nut and two washers
Bolt	5	1/2" x 10" Machine Bolt/Nut and 10 washers
Bolt	1	1/2" x 8" Machine Bolt/Nut and 2 washers
Fasteners		Nails or screws to fasten non bolted parts







Part H, Briquette Removal Jig

Cutouts for large compound lever press, 10 pcs - 5 1/2" x 1 1/2" x 96"

A		F	
A		F	
B		G	
B		G	
C			
C			
D	D	S	
E	R	R	Scrap
E	Z	Z	Z
Z	Z	Z	Z